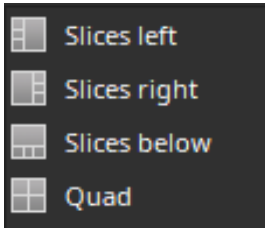


# A new perspective

VGSTUDIO MAX Working from Home—Views

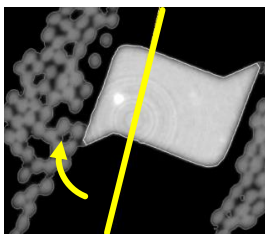
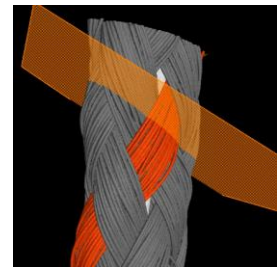


## Essentials: Window menu

- Re-arrange views based on standard presets
- Quad: Each window is of equal size
- Slices left/right/below: Full focus on 3D window; 2D windows are shown smaller at the defined location

## Personal taste: Layout editor

- Personalize the layout according to your needs
- Custom path view right next to the 3D view
- Use two views of the same orientation with different visualization settings to show different results at the same time


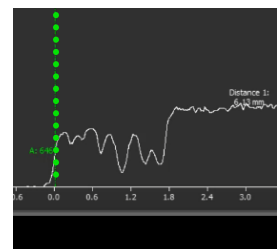


## Finding your center: Rotation view

- Define the center of rotation by clicking on the gear icon
- Use pre-defined points of interest for the center of rotation
- Use geometry elements for a more stable approach
- Slice position is indicated in degrees

## Following the trail: Profile

- Configure the view by creating an instrument (e.g., distance tool)
- Dashed green and red lines indicate the start and end point of the distance tool
- The entire profile or an interval is exportable via CSV



## Secrets within: Unroll

- Configure the view by using an instrument or a geometry element
- Use the thick slab function to find patterns through multiple layers
- Not suitable for measurements

