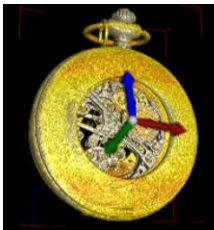


# Making it picture-perfect

VGSTUDIO MAX Working from Home—Tips & Tricks: Navigation

## The all-rounder: Edit > Navigation cursor

- Mark a position in 3D to automatically jump to the selected position in all 2D views at once
- Can be used as a center of rotation
- Gray value of selected voxel shown in status bar




## From a new angle: Edit > Preferences > Window

- **Rotate around navigation cursor** can be activated in **Preferences**
- Dynamic rotation center using the **shift** hotkey


## Half-full or half-empty: right-click > Clipping

- Clipping from the current slice position via context menu
- **Invert clipping region** and set **Transparency** to see inside the watch



## Stack 'em: Context > Thick slab

- Combine gray value information from multiple slices into one slice
- Visualization of the covered range is shown in the other 2D views



## Pretty please: Context > Text overlay

- Drag & drop from the **Text Label** list
- Include your company logo easily



## Quick and dirty: Shortcuts

Ctrl + Shift + C

- **Ctrl + Shift + C** > Navigation cursor

Ctrl + Shift + G

- **Ctrl + Shift + G** > Save image using existing settings

