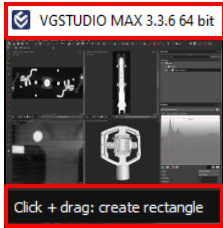


# Finding your way

VGSTUDIO MAX Working from Home—Navigation

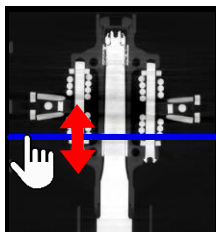


## The more you know

- The **Title bar** shows the project name and software version.
- Use **Menu bar** or **Icons** to access functions.
- The **Status bar** shows extra information on used tools.

## Make it personal

- **Preferences > General:** change **Icon size**
- **Preferences > Window:** **Default** or **Spherical** navigation
- Move and check or uncheck **Icon groups** and **Tools**

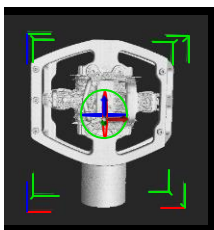


## Taking a scroll

- Turn your **Mouse wheel** for medium speed
- Use the **Arrows** next to the spin box for slice-by-slice scrolling
- Drag the **Double-headed arrow** or **Navigation planes** for fast overviews
- Jump around with **Navigation cursor**

## Zooming around

- **Ctrl + scroll Mouse wheel** to zoom towards or away from cursor
- **Click on Focus selected object** button to see entire slice
- **Double click on Focus selected object** see middle slice
- Use **Magnifying glasses** on the bottom right for zooming



## I like to move it

- Double click on middle mouse button: **Rotate** or **Move**
- **Center and focus camera** to see entire object
- **Default camera views** for predefined directions