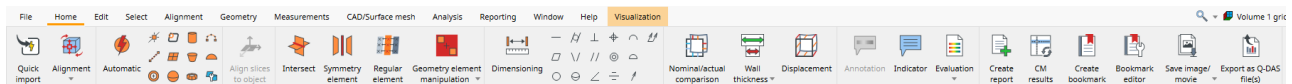


# Find Your Way around the New Ribbon Interface

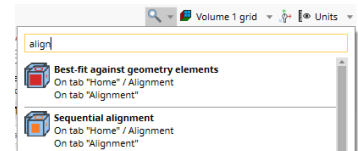
## Where to Start?

The **Home** tab provides a collection of functions that are especially relevant for the metrology workflow. The functions are still available on the various dedicated tabs, which are always present.



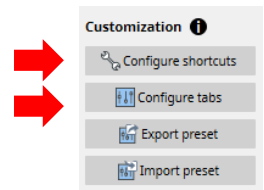
## Not Found What You Are Looking For?

When you are looking for content but are not sure where it is located, use the new search function at the top right.



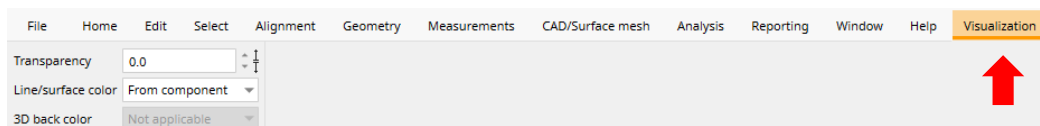
## Too Many Clicks?

- Customize the ribbon and add your favorite functions to the **Home** tab (**File > Customize > Configure tabs**)
- Customize your shortcuts to access functions immediately (**File > Customize > Configure shortcuts**)



## Before and After

- New terminology:  
"Registration" has been renamed "alignment"
- Navigation cursor:  
Before: Located in the icon bar and the **Instruments** menu  
Now: Located in the quick access toolbar and on the **Select** tab
- Contextual functions:  
Before: Contextual toolbars floating freely on the screen  
Now: Contextual tabs in the ribbon (e.g., the **Visualization** contextual tab will appear when you select a volume in the Scene Tree)



## More Tips and Tricks?

Visit [www.volumegraphics.com/academy](http://www.volumegraphics.com/academy) to find out more about our training courses.